

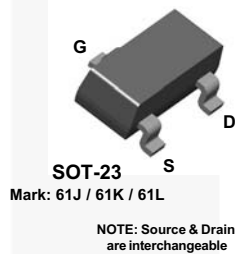


July 2016

MMBF4091/MMBF4092/MMBF4093 N-Channel Switch

Features

- This device is designed for low level analog switching applications, sample and hold circuits and chopper stabilized amplifiers.
- Sourced from Process 51.



Ordering Information

Part Number	Top Mark	Package	Packing Method
MMBF4091	61J	SOT 23	Tape and Reel
MMBF4092	61K	SOT 23	Tape and Reel
MMBF4093	61L	SOT 23	Tape and Reel

Absolute Maximum Ratings^{(1), (2)}

Stresses exceeding the absolute maximum ratings may damage the device. The device may not function or be operable above the recommended operating conditions and stressing the parts to these levels is not recommended. In addition, extended exposure to stresses above the recommended operating conditions may affect device reliability. The absolute maximum ratings are stress ratings only. Values are at $T_A = 25^\circ\text{C}$ unless otherwise noted.

Symbol	Parameter	Value	Unit
V_{DG}	Drain-Gate Voltage	40	V
V_{GS}	Gate-Source Voltage	-40	V
I_{GF}	Forward Gate Current	50	mA
T_J, T_{STG}	Operating and Storage Junction Temperature Range	-55 to 150	$^\circ\text{C}$

Notes:

1. These ratings are based on a maximum junction temperature of 150°C .
2. These are steady-state limits. Fairchild Semiconductor should be consulted on applications involving pulsed or low-duty-cycle operations.

MMBF4091/MMBF4092/MMBF4093 — N-Channel Switch

Thermal Characteristics

Values are at $T_A = 25^\circ\text{C}$ unless otherwise noted.

Symbol	Parameter	Max.	Unit
P_D	Total Device Dissipation	350	mW
	Derate Above 25°C	2.8	mW/ $^\circ\text{C}$
$R_{\theta JA}$	Thermal Resistance, Junction-to-Ambient ⁽³⁾	357	$^\circ\text{C}/\text{W}$

Notes:

3. Device mounted on FR-4 PCB, 1.6" x 1.6" x 0.06".

Electrical Characteristics

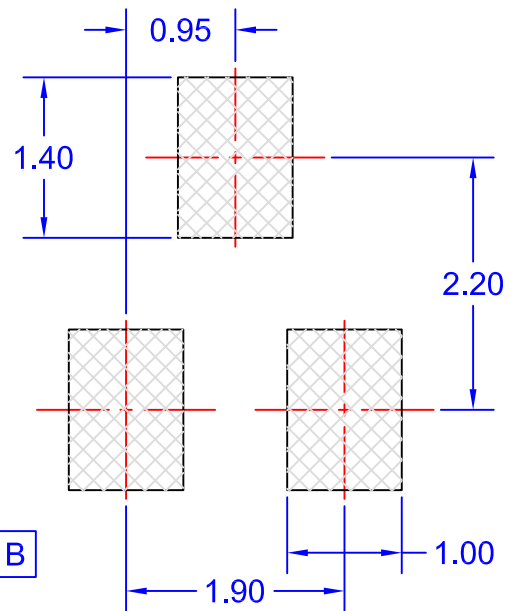
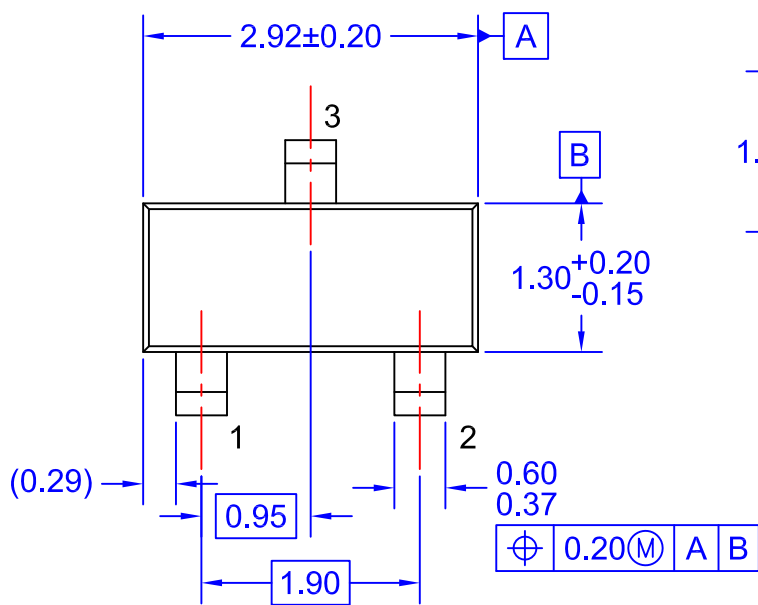
Values are at $T_A = 25^\circ\text{C}$ unless otherwise noted.

Symbol	Parameter	Conditions	Min.	Max.	Unit	
Off Characteristics						
$V_{(BR)GSS}$	Gate-Source Breakdown Voltage	$I_G = 1 \mu\text{A}$, $V_{DS} = 0$	-40		V	
$V_{GS(off)}$	Gate-Source Cut-Off Voltage	$V_{DS} = 20 \text{ V}$, $I_D = 1 \text{ nA}$	MMBF4091 MMBF4092 MMBF4093	-5.0 -2.0 -1.0	-10.0 -7.0 -5.0	V
I_{DGO}	Drain-Gate Leakage Current	$V_{DS} = 20 \text{ V}$, $I_s = 0$ $V_{DS} = 20 \text{ V}$, $I_s = 0$, $T_A = 150^\circ\text{C}$			-200 -400	pA nA
$I_{D(off)}$	Drain Cutoff Leakage Current	$V_{DS} = 20 \text{ V}$, $V_{GS} = -12 \text{ V}$ $V_{DS} = 20 \text{ V}$, $V_{GS} = -8 \text{ V}$ $V_{DS} = 20 \text{ V}$, $V_{GS} = -6 \text{ V}$ $V_{DS} = 20 \text{ V}$, $V_{GS} = -12 \text{ V}$, $T_A = 150^\circ\text{C}$ $V_{DS} = 20 \text{ V}$, $V_{GS} = -8 \text{ V}$, $T_A = 150^\circ\text{C}$ $V_{DS} = 20 \text{ V}$, $V_{GS} = -6 \text{ V}$, $T_A = 150^\circ\text{C}$	MMBF4091 MMBF4092 MMBF4093 MMBF4091 MMBF4092 MMBF4093		200 200 200 400 400 400	pA pA pA nA nA nA
On Characteristics						
I_{DSS}	Zero-Gate Voltage Drain Current ⁽⁴⁾	$V_{DS} = 20 \text{ V}$, $I_{GS} = 0$	MMBF4091 MMBF4092 MMBF4093	30 15 8		mA
$V_{DS(on)}$	Drain-Source On Voltage	$I_D = 6.6 \text{ mA}$, $V_{GS} = 0$ $I_D = 4.0 \text{ mA}$, $V_{GS} = 0$ $I_D = 2.5 \text{ mA}$, $V_{GS} = 0$	MMBF4091 MMBF4092 MMBF4093		0.2 0.2 0.2	V
$r_{DS(on)}$	Drain-Source On Resistance	$I_D = 1 \text{ mA}$, $V_{GS} = 0$	MMBF4091 MMBF4092 MMBF4093		30 50 80	Ω
Small Signal Characteristics						
$r_{DS(on)}$	Drain-Source On Resistance	$V_{DS} = V_{GS} = 0$, $f = 1 \text{ kHz}$	MMBF4091 MMBF4092 MMBF4093		30 50 80	Ω
C_{iss}	Input Capacitance	$V_{DS} = 20 \text{ V}$, $V_{GS} = 0 \text{ V}$, $f = 1.0 \text{ MHz}$			16	pF
C_{rss}	Reverse Transfer Capacitance	$V_{DS} = -20 \text{ V}$, $f = 1.0 \text{ MHz}$			5	pF

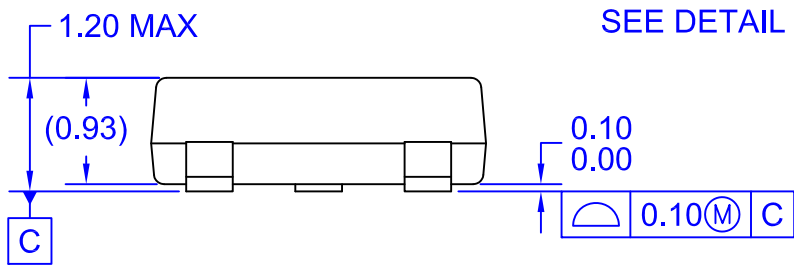
Symbol	Parameter	Conditions	Min.	Max.	Unit	
Switching Characteristics						
t_{On}	Turn-On Time	$I_{D(on)} = 12\text{ mA}$	MMBF4091		25	ns
		$I_{D(on)} = 6.0\text{ mA}$	MMBF4092		35	ns
		$I_{D(on)} = 3.0\text{ mA}$	MMBF4093		60	ns
t_{Off}	Turn-Off Time	$V_{GS(off)} = 12\text{ V}$	MMBF4091		40	ns
		$V_{GS(off)} = 6.0\text{ V}$	MMBF4092		60	ns
		$V_{GS(off)} = 3.0\text{ V}$	MMBF4093		80	ns

Note:

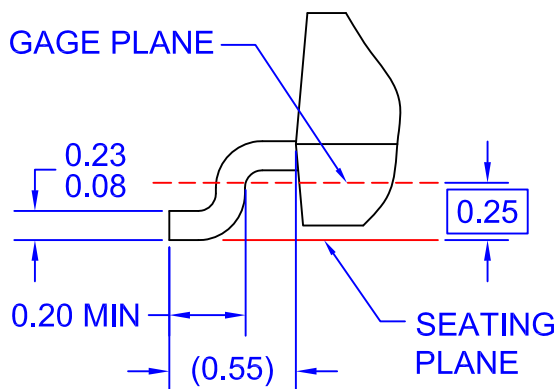
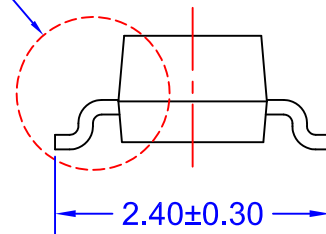
4. Pulse test: pulse width $\leq 300\text{ }\mu\text{s}$, duty cycle $\leq 1\%$.



LAND PATTERN
RECOMMENDATION



SEE DETAIL A



DETAIL A
SCALE: 2X

NOTES: UNLESS OTHERWISE SPECIFIED

- A) REFERENCE JEDEC REGISTRATION TO-236, VARIATION AB, ISSUE H.
- B) ALL DIMENSIONS ARE IN MILLIMETERS.
- C) DIMENSIONS ARE INCLUSIVE OF BURRS, MOLD FLASH AND TIE BAR EXTRUSIONS.
- D) DIMENSIONING AND TOLERANCING PER ASME Y14.5M - 2009.
- E) DRAWING FILE NAME: MA03DREV12





TRADEMARKS

The following includes registered and unregistered trademarks and service marks, owned by Fairchild Semiconductor and/or its global subsidiaries, and is not intended to be an exhaustive list of all such trademarks.

- | | | | |
|--------------------------|--|---------------------------------------|------------------|
| AccuPower™ | F-PFS™ | OPTOPLANAR® | SYSTEM GENERAL® |
| AttitudeEngine™ | FRFET® | Power Supply WebDesigner™ | TinyBoost® |
| Awinda® | Global Power Resource™ | PowerTrench® | TinyBuck® |
| AX-CAP®* | GreenBridge™ | PowerXS™ | TinyCalc™ |
| BitSiC™ | Green FPS™ | Programmable Active Droop™ | TinyLogic® |
| Build it Now™ | Green FPS™ e-Series™ | QFET® | TINYOPTO™ |
| CorePLUS™ | Gmax™ | QS™ | TinyPower™ |
| CorePOWER™ | GTO™ | Quiet Series™ | TinyPWM™ |
| CROSSVOL™ | IntelliMAX™ | RapidConfigure™ | TinyWire™ |
| CTL™ | ISOPLANAR™ | Saving our world, 1mW/W/kW at a time™ | TranSiC™ |
| Current Transfer Logic™ | Making Small Speakers Sound Louder and Better™ | SignalWise™ | TriFault Detect™ |
| DEUXPEED® | MegaBuck™ | SmartMax™ | TRUECURRENT®* |
| Dual Cool™ | MICROCOUPLER™ | SMART START™ | μSerDes™ |
| EcoSPARK® | MicroFET™ | Solutions for Your Success™ | UHC® |
| EfficientMax™ | MicroPak™ | SPM® | Ultra FRFET™ |
| ESBC™ | MicroPak2™ | STEALTH™ | UniFET™ |
| F [®] | MillerDrive™ | SuperFET® | VCX™ |
| Fairchild® | MotionMax™ | SuperSOT™-3 | VisualMax™ |
| Fairchild Semiconductor® | MotionGrid® | SuperSOT™-6 | VoltagePlus™ |
| FACT Quiet Series™ | MTi® | SuperSOT™-8 | XST™ |
| FACT® | MTx® | SupreMOS® | Xsens™ |
| FastvCore™ | MVN® | SyncFET™ | 仙童® |
| FETBench™ | mWSaver® | Sync-Lock™ | |
| FPS™ | OptoHiT™ | | |
| | OPTOLOGIC® | | |

* Trademarks of System General Corporation, used under license by Fairchild Semiconductor.

DISCLAIMER

FAIRCHILD SEMICONDUCTOR RESERVES THE RIGHT TO MAKE CHANGES WITHOUT FURTHER NOTICE TO ANY PRODUCTS HEREIN TO IMPROVE RELIABILITY, FUNCTION, OR DESIGN. TO OBTAIN THE LATEST, MOST UP-TO-DATE DATASHEET AND PRODUCT INFORMATION, VISIT OUR WEBSITE AT [HTTP://WWW.FAIRCHILDSEMI.COM](http://www.fairchildsemi.com). FAIRCHILD DOES NOT ASSUME ANY LIABILITY ARISING OUT OF THE APPLICATION OR USE OF ANY PRODUCT OR CIRCUIT DESCRIBED HEREIN; NEITHER DOES IT CONVEY ANY LICENSE UNDER ITS PATENT RIGHTS, NOR THE RIGHTS OF OTHERS. THESE SPECIFICATIONS DO NOT EXPAND THE TERMS OF FAIRCHILD'S WORLDWIDE TERMS AND CONDITIONS, SPECIFICALLY THE WARRANTY THEREIN, WHICH COVERS THESE PRODUCTS.

AUTHORIZED USE

Unless otherwise specified in this data sheet, this product is a standard commercial product and is not intended for use in applications that require extraordinary levels of quality and reliability. This product may not be used in the following applications, unless specifically approved in writing by a Fairchild officer: (1) automotive or other transportation, (2) military/aerospace, (3) any safety critical application – including life critical medical equipment – where the failure of the Fairchild product reasonably would be expected to result in personal injury, death or property damage. Customer's use of this product is subject to agreement of this Authorized Use policy. In the event of an unauthorized use of Fairchild's product, Fairchild accepts no liability in the event of product failure. In other respects, this product shall be subject to Fairchild's Worldwide Terms and Conditions of Sale, unless a separate agreement has been signed by both Parties.

ANTI-COUNTERFEITING POLICY

Fairchild Semiconductor Corporation's Anti-Counterfeiting Policy. Fairchild's Anti-Counterfeiting Policy is also stated on our external website, www.fairchildsemi.com, under Terms of Use

Counterfeiting of semiconductor parts is a growing problem in the industry. All manufacturers of semiconductor products are experiencing counterfeiting of their parts. Customers who inadvertently purchase counterfeit parts experience many problems such as loss of brand reputation, substandard performance, failed applications, and increased cost of production and manufacturing delays. Fairchild is taking strong measures to protect ourselves and our customers from the proliferation of counterfeit parts. Fairchild strongly encourages customers to purchase Fairchild parts either directly from Fairchild or from Authorized Fairchild Distributors who are listed by country on our web page cited above. Products customers buy either from Fairchild directly or from Authorized Fairchild Distributors are genuine parts, have full traceability, meet Fairchild's quality standards for handling and storage and provide access to Fairchild's full range of up-to-date technical and product information. Fairchild and our Authorized Distributors will stand behind all warranties and will appropriately address any warranty issues that may arise. Fairchild will not provide any warranty coverage or other assistance for parts bought from Unauthorized Sources. Fairchild is committed to combat this global problem and encourage our customers to do their part in stopping this practice by buying direct or from authorized distributors.

PRODUCT STATUS DEFINITIONS

Definition of Terms

Datasheet Identification	Product Status	Definition
Advance Information	Formative / In Design	Datasheet contains the design specifications for product development. Specifications may change in any manner without notice.
Preliminary	First Production	Datasheet contains preliminary data; supplementary data will be published at a later date. Fairchild Semiconductor reserves the right to make changes at any time without notice to improve design.
No Identification Needed	Full Production	Datasheet contains final specifications. Fairchild Semiconductor reserves the right to make changes at any time without notice to improve the design.
Obsolete	Not In Production	Datasheet contains specifications on a product that is discontinued by Fairchild Semiconductor. The datasheet is for reference information only.

Rev. I77